



District Report Card: 2017


State: West Bengal	District: Maldah
Class: 3	Subject: Language
Schools: 60	Students: 1281


Participation/Coverage


Students

<div>GENDER</div> <div></div>	Boys				Girls			
	Number		%		Number		%	
	612		47.78		669		52.22	

<div>AREA</div> <div></div>	Rural				Urban			
	Number		%		Number		%	
	1261		98.44		20		1.56	

<div>CATEGORY</div> <div></div>	SC		ST		OBC		GEN	
	Number	%	Number	%	Number	%	Number	%
	278	21.70	66	5.15	261	20.37	676	52.77

<div>CWSN</div> <div></div>	LD	VI	HI	S&LD	ID	Oth
	0	2	2	2	1	19

<div>Management</div> <div></div>	Government			Government-aided		
	Number		%	Number		%
	520		40.59	761		59.41

Average Performance of Students in Language (%)

Overall	Gender		Area		Management		Social Group			
	Male	Female	Rural	Urban	Govt.	Aided	SC	ST	OBC	GEN
76.07	76.11	76.03	75.96	83.00	71.99	78.86	78.94	82.63	76.37	74.13

Performance on Learning Outcomes (LOs)

Learning Outcomes	Description	Average Performance(%)
L304	Reads small texts with comprehension i.e., identifies main ideas, details, sequence and draws conclusions	77.10
L312	Reads printed scripts on the classroom walls: poems, posters, charts etc.	74.02

Range of Performance of Students who Answered Correctly							
Below 30%		30% - 50%		50% - 75%		Above 75%	
Number	%	Number	%	Number	%	Number	%
66	5.15	117	9.13	331	25.84	767	59.88

Lowest Performing Learning Outcomes (LOs)

- 1 - Reads printed scripts on the classroom walls: poems, posters, charts etc. (74.02)
- 2 - Reads small texts with comprehension i.e., identifies main ideas, details, sequence and draws conclusions (77.10)